



TURKISH-GERMAN GYNECOLOGICAL EDUCATION and RESEARCH FOUNDATION

Indexed in
PubMed
and Web of Science

Journal of the Turkish-German Gynecological Association

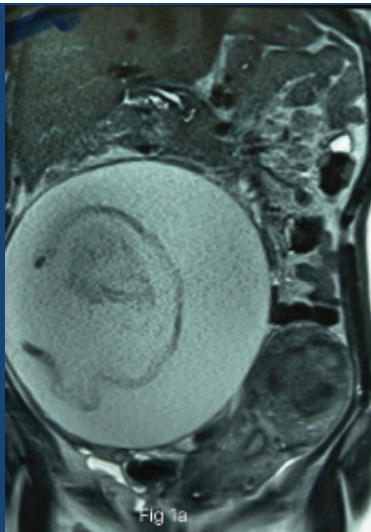


Fig 1a

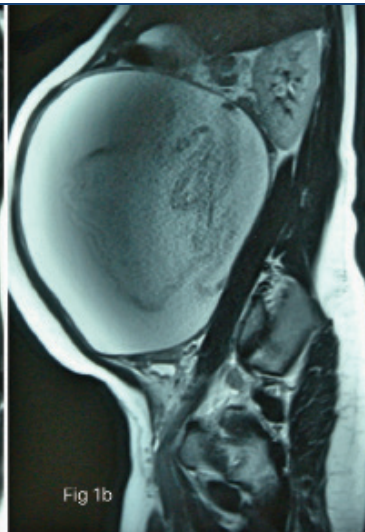


Fig 1b

Volume 18
Issue 2
June

2017

Cover Picture: Pelvic Mass. Dadhwal et al. (Page 99)

Original Investigations

Frequency of sarcomas in uterine fibroid surgery

Liselotte Mettler et al.; Kiel, Germany

To clip or not to clip the breast tumor bed?

Florian Ebner et al.; Ulm, Schwäbisch Hall, Würzburg, Germany

Parameters affecting contraceptive methods

Zeynep Öztürk İnal et al.; Konya, Ankara, Turkey

Extraperitoneal lymph node dissection in cervical cancer

Mehmet Faruk Köse et al.; Ankara, Turkey

Thyroiditis and nodular goiter in polycystic ovary syndrome

Melia Karaköse et al.; Ankara, Turkey

Maternal/perinatal characteristics of small-for-gestational-age newborns

Nihal Şahin Uysal et al.; Ankara, Turkey

Editors in Chief

Cihat Ünlü
Peter Mallmann

Editors

Gazi Yıldırım
Yaprak Engin-Üstün





Farkını Hissedin!

Akne tedavisi ve tüylenmede azalma?

Antimineralokortikoid etkiyle

Antimineralokortikoid etkiyle

kilo aldırmama⁷

İyi siklus kontrolü⁸

[illegible]

6. S. Palacios et al. *European Journal of Obstetrics & Gynecology and Reproductive Biology* 147 (2010) 57–62 7. Tasmin[®] Kisa Orun Bilgisi 8. Kelly S, et al. *Clin Drug Invest* 2010;30(5):325–36.



Oositin dili olsa size anlatırdı

Fostimon®

Yüksek saflıkta insan folikül stimulan
hormonu (HP-FSH)

Choriomon®

İnsan koriyonik gonadotropini (hCG)

Merional®

İnsan menopozal gonadotropini (hMG)

IBSA İlaç San. ve Tic. Ltd. Şti
Tel: +90 212 276 31 50 (pbx)



Daha fazla bilgi için firmamıza başvurunuz.

Journal of the **Turkish-German Gynecological Association**

Editors in Chief

Cihat Ünlü
Acıbadem University, İstanbul, Turkey

Peter Mallmann
University of Cologne, Köln, Germany

Editors

Gazi Yıldırım
Yeditepe University, İstanbul, Turkey

Yaprak Engin-Üstün
Zekai Tahir Burak Training and Research Hospital,
Ankara, Turkey

Associate Editors

Eray Çalışkan
Bahçeşehir University, İstanbul, Turkey

Cem Demirel
Memorial Hospital, İstanbul, Turkey

A. Kubilay Ertan
Klinikum Leverkusen, Leverkusen, Germany

Mete Güngör
Acıbadem University, İstanbul, Turkey

Mehmet Faruk Köse
Acıbadem University, Atakent Hospital, İstanbul, Turkey

Cemil Yaman
General Hospital of Linz, Linz, Austria

Statistical Consultant

Murat Api
Zeynep Kamil Maternity Hospital, İstanbul, Turkey

Ethics Editor

Emine Elif Vatanoğlu-Lutz
Department of Medical History and Ethics,
Yeditepe University, İstanbul, Turkey

Editorial Board

Mohammed Aboulghar
Cairo University, Cairo, Egypt

Erkut Attar
İstanbul University, İstanbul, Turkey

Ali Ayhan
Başkent University, Ankara, Turkey

Richard Berkowitz
Columbia University, New York, USA

Mehmet Sühha Bostancı
Sakarya University, Sakarya, Turkey

Serdar Bulun
Northwestern Memorial Hospital, Chicago, IL, USA

Emine Çetin
Praenatalzentrum Hamburg, Hamburg, Germany

Klaus Diedrich
University of Lübeck, Lübeck, Germany

Thomas Ebner
Landes-frauen-und Kinderklinik, Linz, Austria

Victor Gornall
University of British Columbia, Vancouver, Canada

Bülent Gülekli
Dokuz Eylül University, İzmir, Turkey

Timur Gürkan
Gürkan Clinic, Ankara, Turkey

Yılmaz Güzel
American Hospital, İstanbul, Turkey

Safaa Al Hasani
University of Lübeck, Lübeck, Germany

Wolfgang Holzgreve
University of Basel, Basel, Switzerland

Sedat Kadanali
Medical Park Göztepe Hospital, İstanbul, Turkey

Mustafa Kara
Bozok University, Yozgat, Turkey

Ateş Karateke
Zeynep Kamil Maternity and Children's Hospital, İstanbul, Turkey

Dieter Maas
Kinderwunsch Zentrum, Stuttgart, Germany

Liselotte Mettler
Kiel University, Kiel, Germany

Mehmet Murat Naki
Acıbadem University, Atakent Hospital, İstanbul, Turkey

Journal of the Turkish-German Gynecological Association

Camran Nezhat
University of California, San Francisco, USA
Ceana Nezhat
Nezhat Medical Center, Atlanta, USA
Farr Nezhat
Cornell University, New York, USA
Kutluk Oktay
New York Medical College, New York, USA
Fırat Ortaç
Ankara University, Ankara, Turkey
Recai Pabuçcu
Centrum Clinic, Ankara, Turkey
Özlem Pata
Acıbadem University, İstanbul, Turkey
Antonio Pellicer
University of Valencia, Valencia, Spain
Nadeem Abu Rustum
Memorial Sloan-Kettering Cancer Center, New York, USA
Sezai Şahmay
İstanbul University, İstanbul, Turkey
Achim Schneider
Charité University, Berlin, Germany
Jalid Sehouli
Charité University, Berlin, Germany
Murat Seval
Ankara University, Ankara, Turkey
Akın Sivaslıoğlu
Katip Çelebi University, İzmir, Turkey

Michael Stark
Helios Hospital, Berlin, Germany
John F. Steege
University of North Carolina, North Caroline, USA
Yavuz Emre Şükür
Ankara University, Ankara, Turkey
H. Alper Tanrıverdi
Adnan Menderes University, Aydın, Turkey
Erol Tavmergen
Ege University, İzmir, Turkey
Aydın Tekay
University of Oulu, Oulu, Finland
Bülent Tıraş
Acıbadem University, İstanbul, Turkey
Boris Tutschek
Bern University, Bern, Switzerland
Bülent Urman
American Hospital, İstanbul, Turkey
Yusuf Üstün
Medicana International Hospital, Ankara, Turkey
Klaus Vetter
Vivantes Klinikum, Berlin, Germany
Diethelm Wallwiener
Universitäts-Frauenklinik Tübingen, Tübingen, Germany
Paul Alan Wetter
Miami University, Miami, USA
Hakan Yaralı
Anatolia IVF Center, Ankara, Turkey

Editorial Office

Address: Abdi İpekçi Cad. 2/7 34367 Nişantaşı, İstanbul-Turkey
Phone: +90 212 241 45 45
Fax: +90 212 241 44 08
E-mail: tajev@tajev.org



Official Journal of the
Turkish-German Gynecological
Education and Research Foundation
www.tajev.org



Official Journal of the
Turkish-German Gynecological
Association
www.dtgg.de

Published by Turkish German Gynecology Education Research Foundation. / Türk Alman Jinekoloji Eğitim Araştırma ve Hizmet Vakfı tarafından yayınlanmaktadır.
Abdi İpekçi Cad. 2/7 34367 Nişantaşı, İstanbul, Turkey



Publisher
Erkan Mor

Publication Director
Nesrin Çolak

Web Coordinators
Eren Arsel
Soner Yıldırım
Turgay Akpınar

Graphics Department
Ayda Alaca
Çiğdem Birinci

Project Coordinators

Ebru Boz
Eda Kolukisa
Hatice Balta
Lütfiye Ayhan İrtem
Melis Kuru
Zeynep Altındağ

Research&Development
Büşrah Toparslan

Finance Coordinator
Sevinç Çakmak

Publisher Contact

Address: Molla Gürani Mah. Kaçamak Sk. No: 21/1
34093 İstanbul, Turkey
Phone: +90 (212) 621 99 25 Fax: +90 (212) 621 99 27
E-mail: info@galenos.com.tr/yayin@galenos.com.tr
Web: www.galenos.com.tr

Printing at: Özgün Ofset Ticaret Ltd. Şti.
Yeşilce Mah. Aytekin Sk. No: 21 34418 4. Levent, İstanbul, Turkey
Phone: +90 (212) 280 00 09
Printing Date: June 2017
ISSN: 1309-0399 E-ISSN: 1309-0380
International scientific journal published quarterly.

RingProtect™



RingProtect™ Disposable Retractor
Adjustable



RingProtect™ Disposable Retractor
Non-adjustable

RingProtect™

Key features

RingProtect™ Disposable Retractor is a great solution designed to retract surgical wound during surgery what exposes internal organs for operation and helps protect wound site from bacterial contamination or tumor cells implantation what provides substantial cost savings.

Circumferential elastic retraction maximizes the working area for better visualization and increased exposure.

RingProtect™ Disposable Retractor is perfect choice for all abdominal procedures as well as for thoracic and cardiac ones. Seamless and hassle-free conversion process when switching from competitive products to Grena RingProtect™ Disposable Retractor, as no clinical technique changes are required.

REF	Product	Rings Ø (mm)	Height (mm)	PCS per box
0221-060070150	Disposable Retractor 60x70x150 adjustable	60 x 70	150	5
0221-080090150	Disposable Retractor 80x90x150 adjustable	80 x 90	150	5
0221-120130150	Disposable Retractor 120x130x150 adjustable	120 x 130	150	5
0221-150160150	Disposable Retractor 150x160x150 adjustable	150 x 160	150	5
0221-180190250	Disposable Retractor 180x190x250 adjustable	180 x 190	250	5
0221-220230250	Disposable Retractor 220x230x250 adjustable	220 x 230	250	5
0221-270280250	Disposable Retractor 270x280x250 adjustable	270 x 280	250	5
0221-320330250	Disposable Retractor 320x330x250 adjustable	320 x 330	250	5
0221-040030025NA	Disposable Retractor 40x30x25 non-adjustable	40 x 30	25	5
0221-040030035NA	Disposable Retractor 40x30x35 non-adjustable	40 x 30	35	5
0221-050040025NA	Disposable Retractor 50x40x25 non-adjustable	50 x 40	25	5
0221-050040035NA	Disposable Retractor 50x40x35 non-adjustable	50 x 40	35	5
0221-070070035NA	Disposable Retractor 70x70x35 non-adjustable	70 x 70	35	5

Journal of the Turkish-German Gynecological Association

Aims and Scope

Journal of the Turkish-German Gynecological Association is the official, open access publication of the Turkish-German Gynecological Education and Research Foundation and Turkish-German Gynecological Association and is published quarterly on March, June, September and December.

The target audience of Journal of the Turkish-German Gynecological Association includes gynaecologists and primary care physicians interested in gynecology practice. It publishes original work on all aspects of gynecology. The aim of Journal of the Turkish-German Gynecological Association is to publish high quality original research articles. In addition to research articles, reviews, editorials, letters to the editor are also published.

It is an independent peer-reviewed international journal printed in English language. Manuscripts are reviewed in accordance with “double-blind peer review” process for both referees and authors.

Journal of the Turkish-German Gynecological Association is indexed in PubMed Central, Thomson Reuters – Emerging Sources Citation Index, EMBASE, Scopus, CINAHL, Gale/Cengage Learning, EBSCO, DOAJ, HINARI, ProQuest, Index Copernicus, TÜBİTAK ULAKBİM TR Index and Türkiye Citation Index.

Subscription Information

Journal of the Turkish-German Gynecological Association is distributed free of charge to all physicians, specialists in gynecology field. For subscription please contact Turkish-German Gynecological Education and Research Foundation at www.jtgga.org. The access to tables of contents, abstracts and full texts of all articles published since 2000 are free to all readers via the journal's webpage. Visit the journal's home pages for details of the aims and scope and instruction to authors.

Permission

Permission requests to reproduce copies of articles for non-commercial use may be obtained from the Editorial Office:

Editor: Cihat Ünlü, M.D.
Address: Abdi İpekçi Cad. 2/7 34367 Nişantaşı-İstanbul-Turkey
Phone: +90 212 241 45 45
Fax: +90 212 241 44 08
E-mail: tajev@tajev.org

Advertising

Enquiries concerning advertisements should be addressed to Editorial Office:

Editor: Cihat Ünlü, M.D.
Address: Abdi İpekçi Cad. 2/7 34367 Nişantaşı-İstanbul-Turkey
Phone: +90 212 241 45 45
Fax: +90 212 241 44 08
E-mail: tajev@tajev.org

Instructions for Authors

Instructions for authors page at the journal is available in the journal content and at www.jtgga.org.

Disclaimer

The statements and opinions contained in the articles of the Journal of the Turkish-German Gynecological Association are solely those of the individual authors and contributors not of the Turkish-German Gynecological Education and Research Foundation, Turkish-German Gynecological Association, Turkish Society of Reproductive Medicine, Editorial Board or Galenos.

The journal is printed on acid-free paper.



Instructions for Authors

The “Journal of the Turkish German Gynecological Association” (ISSN 1309-0399; Abbreviated as “J Turk Ger Gynecol Assoc”) is the official, open access publication of the Turkish-German Gynecological Education and Research Foundation and the Turkish-German Gynecological Association. Formerly named “ARTEMIS”, the journal is published quarterly (March, June, September, December) in English and publishes original peer-reviewed articles, reviews, and commentaries in the fields of Gynecology, Gynecologic Oncology, Endocrinology & Reproductive Medicine and Obstetrics. Reviews will be considered for publication only if they are prepared by authors who have at least three published manuscripts in international peer reviewed journals and these studies should be cited in the review. Otherwise only invited reviews will be considered for peer review from qualified experts in the area.

The “Journal of the Turkish German Gynecological Association” is a peer reviewed journal and adheres to the highest ethical and editorial standards. The Editorial Board of the journal endorses the editorial policy statements approved by the WAME Board of Directors. The journal is in compliance with the Recommendations for the Conduct, Reporting, Editing and Publication of Scholarly Work in Medical Journals published by the International Committee of Medical Journal Editors (updated December 2015; www.icmje.org). The editors also adhere to the Committee on Publications Ethics (COPE) recommendations (<http://publicationethics.org>).

Submission of Manuscripts

All manuscripts must be submitted via the self explanatory online submission system which is available through the journal's web page at www.jtgga.org. Manuscripts submitted via any other medium will not be evaluated. During the submission please make sure to provide all requested information to prevent any possible delays in the evaluation process.

The main document and the tables, should be prepared with “Microsoft Office Word software”. Times New Roman font (size 12) should be used throughout the main document with 1.5 line spacing. The side margins of the main document should be set at 25 mm from all sides.

The figures should be submitted separately through the submission system in .JPG or .TIFF format. Please do not embed the figures in the main document. Make sure that the minimum resolution of each submitted figure is 300 DPI.

A cover letter and a title page should be provided with all submissions. It should be stated in the cover letter that the manuscript was not previously published in any other publication, that it is not accepted for publication in another publication and that it is not under review for possible publication elsewhere.

Before completing your submission, please make sure to check the PDF proof of your manuscript which will be generated by the manuscript submission system and make sure that all items of the submission are displayed correctly.

Authors who have any queries regarding the submission process can contact the journal's editorial office:

Editorial Office:

Abdi İpekçi Caddesi 2/7 Nişantaşı, İstanbul / Turkey

+90 212 217 17 00

scholarone@jtga.org

Editorial Policies

All manuscripts will be evaluated by the editorial board for their scientific contribution, originality and content. Authors are responsible for the accuracy of the data presented in their manuscript. The journal retains the right to make appropriate changes on the grammar and language of the manuscript when needed. When suitable the manuscript will be sent to the corresponding author for revision. The manuscript, if accepted for publication, will become the property of the journal and copyright will be taken out in the name of the journal.

Full text of all articles can be downloaded at the web site of the journal www.jtgga.org

Preparation of Manuscripts

The “Journal of the Turkish German Gynecological Association” follows the “Recommendations for the Conduct, Reporting, Editing, and Publication of Scholarly Work in Medical Journals” (International Committee of Medical Journal Editors - <http://www.icmje.org>). Upon submission of the manuscript, authors are to indicate the type of trial/research and provide the checklist of the following guidelines when appropriate:

CONSORT statement for randomized controlled trials (Moher D, Schulz KF, Altman D, for the CONSORT Group. The CONSORT statement revised recommendations for improving the quality of reports of parallel group randomized trials. JAMA 2001; 285: 1987-91) (<http://www.consort-statement.org/>),

PRISMA for preferred reporting items for systematic reviews and meta-analyses (Moher D, Liberati A, Tetzlaff J, Altman DG, The PRISMA Group. Preferred Reporting Items for Systematic Reviews and Meta-Analyses: The PRISMA Statement. PLoS Med 2009; 6(7): e1000097.) (<http://www.prisma-statement.org/>),

STARD checklist for the reporting of studies of diagnostic accuracy (Bossuyt PM, Reitsma JB, Bruns DE, Gatsonis CA, Glasziou PP, Irwig LM, et al, for the STARD Group. Towards complete and accurate reporting of studies of diagnostic accuracy: the STARD initiative. Ann Intern Med 2003;138:40-4.) (<http://www.stard-statement.org/>),

STROBE statement-checklist of items that should be included in reports of observational studies (<http://www.strobe-statement.org/>),

MOOSE guidelines for meta-analysis and systemic reviews of observational studies (Stroup DF, Berlin JA, Morton SC, et al. Meta-analysis of observational studies in epidemiology: a proposal for reporting Meta-analysis of observational Studies in Epidemiology (MOOSE) group. JAMA 2000; 283: 2008-12).

Instructions for Authors

Human and Animal Studies

Manuscripts submitted for publication must contain a statement to the effect that all human studies have been reviewed by the appropriate ethics committee and have therefore been performed in accordance with the ethical standards described in an appropriate version of the 1975 Declaration of Helsinki, as revised in 2000. It should also be stated clearly in the text that all persons gave their informed consent prior to their inclusion in the study. Details that might disclose the identity of the subjects under study should be omitted. Experimental animal studies should be presented with the disclosure of the appropriateness to the institutional/national/international ethical guides on care and use of laboratory animals.

Reports of animal experiments must state that the “Principles of laboratory animal care” (NIH publication No. 86-23, revised 1985) were followed, as well as specific national laws where applicable.

The editors reserve the right to reject manuscripts that do not comply with the abovementioned requirements. The author will be held responsible for false statements or for failure to fulfil the above mentioned requirements.

In a cover letter the authors should state if any of the material in the manuscript is submitted or planned for publication elsewhere in any form including electronic media. The cover letter must contain address, telephone, fax and the e-mail address of the corresponding author.

Conflict of Interest

Authors must indicate whether or not they have a financial relationship with the organization that sponsored the research. They should also state that they have had full control of all primary data and that they agree to allow the Journal to review their data if requested. Therefore manuscripts should be accompanied by the “Conflict of Interest Disclosure Form.” The form can be obtained from the journal webpage (www.jtggg.org).

Copyright

The author(s) transfer(s) the copyright to his/her article to the Journal of the Turkish German Gynecological Association effective if and when the article is accepted for publication. The copyright covers the exclusive and unlimited rights to reproduce and distribute the article in any form of reproduction (printing, electronic media or any other form); it also covers translation rights for all languages and countries. For U.S. authors the copyright is transferred to the extent transferable.

Submissions must be accompanied by the “Copyright Transfer Statement”. The form is available for download on the journal’s manuscript submission and evaluation site. The copyright transfer form should be signed by all contributing authors and a scanned version of the wet signed document should be submitted.

Manuscript Specifications

Submissions should have the following parts.

Title Page

A separate title page should be submitted with all submissions and should include the title of the article, name(s), affiliations and major degree(s) of the author(s) and source(s) of the work or study, a short title (running head) of no more than 50 characters. The name, address, telephone (including the mobile phone number) and fax numbers and e-mail address of the corresponding author should be listed on the title page.

Abstract

All manuscripts should be accompanied by an abstract. A structured abstract is required with original articles and it should include the following subheadings: Objective, Material and Methods, Results and Conclusion. A structured abstract is not required with review articles. The abstract should be limited to 250 words for original articles and review articles.

Keywords

Below the abstract provide 3 to 5 Keywords. Abbreviations should not be used as Keywords. Keywords should be picked from the Medical Subject Headings (MeSH) list (www.nlm.nih.gov/mesh/MBrowser.html).

Original articles should have the following sections.

Introduction

State concisely the purpose and rationale for the study and cite only the most pertinent references as background.

Material and Methods

Describe the plan, the patients, experimental animals, material and controls, the methods and procedures utilized, and the statistical method(s) employed. In addition to the normal peer review procedure, all randomized controlled trials (RCTs) submitted to the journal are sent to members of a team of professional medical statisticians for reviewing.

Address “Institutional Review Board” issues as stated above. State the generic names of the drugs with the name and country of the manufactures. Provide information on informed consent and ethics committee approval.

Results

Present the detailed findings supported with statistical methods. Figures and tables should supplement, not duplicate the text; presentation of data in either one or the other will suffice. Emphasize only your important observations; do not compare your observations with those of others. Such comparisons and comments are reserved for the discussion section.

Discussion

State the importance and significance of your findings but do not repeat the details given in the Results section. Limit your opinions to those strictly indicated by the facts in your report. Compare your finding with those of others. Provide information on the limitations of the study. No new data are to be presented in this section.

Instructions for Authors

References

Number references in Arabic numerals consecutively in the order in which they are mentioned in the text starting with number "1". Use the form of the "Uniform Requirements for Manuscript Submitted to Biomedical Journals" (<http://www.amaassn.org/public/peer/wame/uniform.htm>). If number of authors exceeds seven, list first 6 authors followed by et al.

Journal titles should conform to the abbreviations used in "Cumulated Index Medicus".

Examples:

Journals;

Harrington K, Cooper D, Lees C, Hecher K, Campbell S. Doppler ultrasound of the uterine arteries: the importance of bilateral notching in the prediction of preeclampsia, placental abruption or delivery of a small-for-gestational-age baby. *Ultrasound Obstet Gynecol* 1996; 7: 182-8.

Book chapter;

Ertan AK, Tanriverdi HA, Schmidt W. Doppler Sonography in Obstetrics. In: Kurjak A, Chervenak FA, editors. *Ian Donald School Textbook of Ultrasound in Obstetrics and Gynecology*. New Delhi, India: Jaypee Brothers; 2003. p. 395-421.

Book;

Kohler G; Egelkraut H. In Kohler G and Egelkraut H (eds). *Munchener Funktionelle Entwicklungsdiagnostik im zweitem und drittem Lebensjahr*. Handanweisung. Munchen: Uni Munchen, Institut fur Soziale Paediatric und Jugendmedizin; 1984.

Tables and Figures

Tables should be included in the main document after the reference list. Colour figures or gray-scale images must be at minimum 300 DPI resolution. Figures should be submitted in "*.tiff", "*.jpg" or "*.pdf" format and should not be embedded in the main document. Tables and figures consecutively in the order they are referred to within the main text. Each table must have a title indicating the purpose or content of the table. Do not use internal horizontal and vertical rules. Place explanatory matter in footnotes, not in the heading. Explain all abbreviations used in each table in footnotes. Each figure must have an accompanying descriptive legend defining abbreviations or symbols found in the figure. If photographs of people are used, the subjects must be unidentifiable and the subjects must have

provided written permission to use the photograph. There is no charge for colour illustrations.

Units of Measurement and Abbreviations

Units of measurement should be in Système International (SI) units. Abbreviations should be avoided in the title. Use only standard abbreviations. If abbreviations are used in the text, they should be defined in the text when first used.

Revisions

Revisions will be sent to the corresponding author. Revisions must be returned as quickly as possible in order not to delay publication. Deadline for the return of revisions is 30 days. The editorial board retains the right to decline manuscripts from review if authors' response delays beyond 30 days. All reviewers' comments should be addressed and a revision note containing the author's responses to the reviewers' comments should be submitted with the revised manuscript. An annotated copy of the main document should be submitted with revisions. The Editors have the right to withdraw or retract the paper from the scientific literature in case of proven allegations of misconduct.

Accepted Articles

Accepted articles are provided with a DOI number and published as ahead of print articles before they are included in their scheduled issue.

Journal and Society Web sites:

www.dtgg.de (Deutsch-Türkische Gynäkologengesellschaft)

www.tajev.org (Türk Alman Jinekoloji Eğitim, Araştırma ve Hizmet Vakfı)

www.jtgga.org (Journal of the Turkish German Gynecological Association)

- Citation of published manuscripts in J Turk Ger Gynecol Assoc should be as follows: Tews G, Ebner T, Sommergruber M, Marianne M, Omar S. Ectopic Pregnancy in the Assisted Reproduction. *J Turk Ger Gynecol Assoc* 2004; 5: 59-62.

- The Journal name should be abbreviated as "J Turk Ger Gynecol Assoc"

© All rights of the articles published in J Turk Ger Gynecol Assoc (Formerly "Artemis") are reserved by the Turkish-German Gynecological Association.

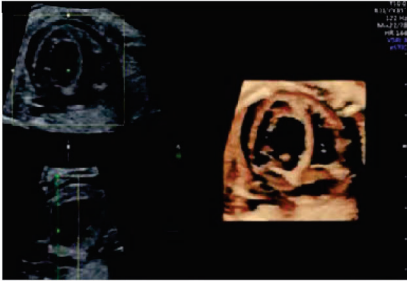
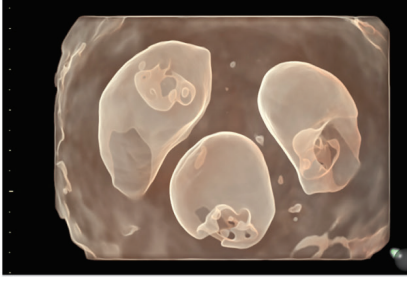
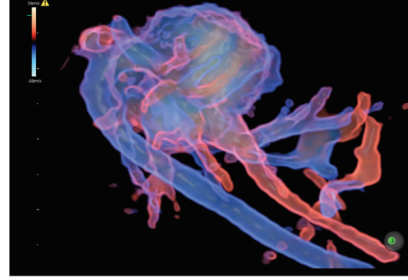
PENTA

ELEKTRONİK
MEDİKAL
SİSTEMLER A.Ş.



Voluson E10

HDlive Silüet ve HDlive Stüdyo ile
mükemmel bir deneyime hazır mısınız?



Yetkili Distribütör
GE Healthcare
Ultrasonografi Sistemleri



TÜRK ALMAN JİNEKOLOJİ
EĞİTİM, ARAŞTIRMA ve HİZMET VAKFI

“Sadece Benim İçin”

Sağlıklı ve mutlu yarınlar için “Halk Doktoruna Soruyor”

Anne ve bebek sağlığı için düzenli olarak Aile Sağlığı Merkezi'ne (ASM) gidiniz

08 - 09 Eylül 2017, Hatay Kültür Merkezi, Hatay

Bizi sosyal medyadan takip edebilirsiniz;



/sadecebenimicin



@sadece.benim.icin



@tajevbenimicin

Taramanızı yaptırdınız mı ?



www.sadecebenimicin.org

Contents

ORIGINAL INVESTIGATIONS

- 62 Frequency of uterine sarcomas in patients admitted for uterine fibroid surgery
Liselotte Mettler, Nicolai Maass, Khulkar Abdusattarova, Astrid Dempf, Ibrahim Alkatout; Kiel, Germany
- 67 To clip or not to clip the breast tumor bed? A retrospective look at the geographic miss index and normal tissue index of 110 patients with breast cancer
Florian Ebner, Nikolaus de Gregorio, Andreas Rempen, Peter Mohr, Amelie de Gregorio, Achim Wöckel, Wolfgang Janni, Gerlo Witucki; Ulm, Würzburg, Germany
- 72 The level of using family planning methods and factors that influence the preference of methods in the Konya-Merem area
Zeynep Öztürk İnal, Hasan Ali İnal, Hasan Küçükendirci, Ayla Sargın Oruç, Oğuzhan Günenç; Konya, Ankara, Turkey
- 77 Extraperitoneal lymph node dissection in locally advanced cervical cancer; the prognostic factors associated with survival
Mehmet Faruk Köse, Mine Kiseli, Günsu Kimyon, Reyhan Öcalan, Müfit Cemal Yenen, Gökhan Tulunay, Ahmet Taner Turan, Işın Üreyen, Nurettin Boran; Ankara, Turkey
- 85 Frequency of nodular goiter and autoimmune thyroid disease and association of these disorders with insulin resistance in polycystic ovary syndrome
Melia Karaköse, Sema Hepsen, Erman Çakal, Müyesser Saykı Arslan, Esra Tutal, Şafak Akın, İlknur Ünsal, Mustafa Özbek; Ankara, Turkey
- 90 Maternal and perinatal characteristics of small-for-gestational-age newborns: Ten-year experience of a single center
Nihal Şahin Uysal, Çağrı Gülümser, Filiz Bilgin Yanık; Ankara, Turkey

REVIEWS

- 96 The possible role of the da Vinci robot for patients with vulval carcinoma undergoing inguinal lymph node dissection
Christos Iavazzo, Paraskevi-Evangelia Iavazzo, Ioannis D. Gkegkes; Northampton, United Kingdom, Molos Fthiotida, Athens, Greece

QUIZ

- 99 What is your diagnosis?
Vatsla Dadhwal, Kavita Khoiwal, Aparna Sharma, Dipika Deka; New Delhi, India

ABSTRACTS

5th SEERSS 1st GynoOncoMIS and Robotic Surgery Congress Abstracts