



TURKISH-GERMAN GYNECOLOGICAL EDUCATION and RESEARCH FOUNDATION

Journal of the Turkish-German Gynecological Association



Volume 19
Issue 2
June

2018

Cover Picture: Peri-membranous VSD. From archive of Yildirim G.

Semen parameters and pregnancy rates

Anita Kuriya et al.; Montreal, Canada, California, USA

Mortality associated with antepartum, intrapartum, and post-partum cases

Md Illias Kanchan Sk et al.; Mumbai, Bangalore, Kolkata, India

Outcomes of hysterectomy in obese patients

Mostafa A. Borahay et al.; Maryland, Texas, USA, Ankara, Turkey

Value of P/L and PNM/L in endometrium cancer

Günsu Kimyon Cömert et al.; Ankara, Turkey

Progesterone on ischemia-reperfusion injury

Banu Güleç Başer et al.; Balıkesir, Kayseri, Turkey

Papillary thyroid cancer survivors

Kemal Beksaç et al.; Ankara, Turkey

Dual trigger in poor responder patients

Ahmet Eser et al.; İstanbul, Turkey

Editors in Chief

Cihat Ünlü

Peter Mallmann

Editors

Gazi Yıldırım

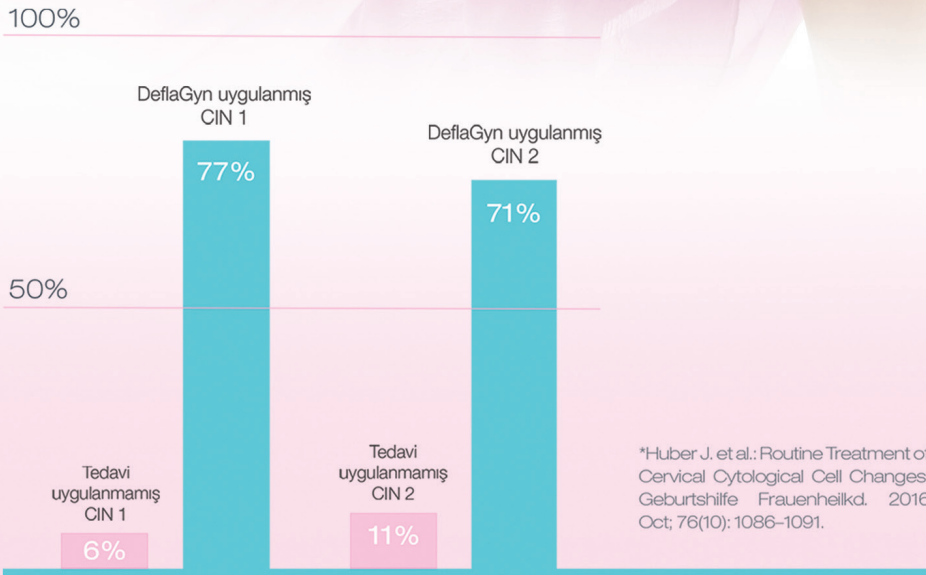
Yaprak Engin-Üstün



Dünyada heyecanla beklenen ürün Avrupa ile aynı anda Türkiye’de

DeflaGyn® Application Set

Anormal Servikal Smear sonrası remisyon sağlanması için Vajinal Jel
(Servikal Erozyonlar / ASC-US, ASC-H, LSIL (CIN 1), HSIL (CIN 2))



Daha Detaylı Bilgi İçin: www.deflagyn.com.tr



0 216 365 60 66

Hiper
Farma

Journal of the Turkish-German Gynecological Association

Editors in Chief

Cihat Ünlü

Acıbadem University, İstanbul, Turkey

 **ORCID ID:** orcid.org/0000-0001-5507-3993

Peter Mallmann

University of Cologne, Köln, Germany

 **ORCID ID:** orcid.org/0000-0001-5612-9733

Editors

Gazi Yıldırım

Yeditepe University, İstanbul, Turkey

 **ORCID ID:** orcid.org/0000-0001-5100-6961

Yaprak Engin-Üstün

Zekai Tahir Burak Training and Research Hospital,
Ankara, Turkey

 **ORCID ID:** orcid.org/0000-0002-1011-3848

Associate Editors

Eray Çalışkan

Bahçeşehir University, İstanbul, Turkey

Cem Demirel

Memorial Hospital, İstanbul, Turkey

A. Kubilay Ertan

Klinikum Leverkusen, Leverkusen, Germany

Mete Güngör

Acıbadem University, İstanbul, Turkey

Mehmet Faruk Köse

Acıbadem University, Atakent Hospital, İstanbul, Turkey

Cemil Yaman

General Hospital of Linz, Linz, Austria

Statistical Consultant

Murat Api

Zeynep Kamil Maternity Hospital, İstanbul, Turkey

Ethics Editor

Emine Elif Vatanoğlu-Lutz

Department of Medical History and Ethics,
Yeditepe University, İstanbul, Turkey

Editorial Board

Mohammed Aboulghar

Cairo University, Cairo, Egypt

Erkut Attar

İstanbul University, İstanbul, Turkey

Ali Ayhan

Başkent University, Ankara, Turkey

Richard Berkowitz

Columbia University, New York, USA

Mehmet Sühha Bostancı

Sakarya University, Sakarya, Turkey

Serdar Bulun

Northwestern Memorial Hospital, Chicago, IL, USA

Frank A. Chervenak

Weill Cornell Medical College, New York, USA

Emine Çetin

Praenatalzentrum Hamburg, Hamburg, Germany

Klaus Diedrich

University of Lübeck, Lübeck, Germany

Thomas Ebner

Landes-frauen-und Kinderklinik, Linz, Austria

Victor Gomel

University of British Columbia, Vancouver, Canada

Bülent Gülekli

Dokuz Eylül University, İzmir, Turkey

Timur Gürkan

Gürkan Clinic, Ankara, Turkey

Yılmaz Güzel

American Hospital, İstanbul, Turkey

Safaa Al Hasani

University of Lübeck, Lübeck, Germany

Wolfgang Holzgreve

University of Basel, Basel, Switzerland

Sedat Kadanalı

Medical Park Göztepe Hospital, İstanbul, Turkey

Mustafa Kara

Bozok University, Yozgat, Turkey

Ateş Karateke

Zeynep Kamil Maternity and Children's Hospital, İstanbul, Turkey

Dieter Maas

Kinderwunsch Zentrum, Stuttgart, Germany

Liselotte Mettler

Kiel University, Kiel, Germany

Mehmet Murat Naki

Acıbadem University, Atakent Hospital, İstanbul, Turkey

Journal of the Turkish-German Gynecological Association

Camran Nezhat

University of California, San Francisco, USA

Ceana Nezhat

Nezhat Medical Center, Atlanta, USA

Farr Nezhat

Cornell University, New York, USA

Kutluk Oktay

New York Medical College, New York, USA

Fırat Ortaç

Ankara University, Ankara, Turkey

Recai Pabuçcu

Centrum Clinic, Ankara, Turkey

Özlem Pata

Acibadem University, İstanbul, Turkey

Antonio Pellicer

University of Valencia, Valencia, Spain

Nadeem Abu Rustum

Memorial Sloan-Kettering Cancer Center, New York, USA

Sezai Şahmay

İstanbul University, İstanbul, Turkey

Achim Schneider

Charité University, Berlin, Germany

Jalid Sehouli

Charité University, Berlin, Germany

Murat Seval

Ankara University, Ankara, Turkey

Akın Sivaslıoğlu

Katip Çelebi University, İzmir, Turkey

Michael Stark

Helios Hospital, Berlin, Germany

John F. Steege

University of North Carolina, North Caroline, USA

Yavuz Emre Şükür

Ankara University, Ankara, Turkey

H. Alper Tanrıverdi

Adnan Menderes University, Aydın, Turkey

Erol Tavmergen

Ege University, İzmir, Turkey

Aydın Tekay

University of Oulu, Oulu, Finland

Bülent Tıraş

Acibadem University, İstanbul, Turkey

Boris Tutschek

Bern University, Bern, Switzerland

Bülent Urman

American Hospital, İstanbul, Turkey

Yusuf Üstün

Ankara Education and Research Hospital, Ankara, Turkey

Klaus Vetter

Vivantes Klinikum, Berlin, Germany

Diethelm Wallwiener

Universitäts-Frauenklinik Tübingen, Tübingen, Germany

Paul Alan Wetter

Miami University, Miami, USA

Hakan Yaralı

Anatolia IVF Center, Ankara, Turkey

Editorial Office

Address: Abdi İpekçi Cad. 2/7 34367 Nişantaşı, İstanbul-Turkey

Phone: +90 212 241 45 45

Fax: +90 212 241 44 08

E-mail: tajev@tajev.org



Official Journal of the
Turkish-German Gynecological
Education and Research Foundation
www.tajev.org



Official Journal of the
Turkish-German Gynecological
Association
www.dtgg.de

Published by Turkish German Gynecology Education Research Foundation. / Türk Alman Jinekoloji Eğitim Araştırma ve Hizmet Vakfı tarafından yayınlanmaktadır.
Abdi İpekçi Cad. 2/7 34367 Nişantaşı, İstanbul, Turkey



Galenos Publishing House Owner
and Publisher
Erkan Mor

Publication Director
Nesrin Çolak

Web Coordinators
Soner Yıldırım
Turgay Akpınar

Web Assistant
Büşra Başak Yılmaz

Graphics Department
Ayda Alaca
Çiğdem Birinci

Project Coordinators
Eda Koluksa
Hatice Balta
Lütfiye Ayhan İrtem
Zeynep Altındağ

Project Assistants
Esra Semerci
Günay Selimoğlu
Sedanur Sert

Finance Coordinator
Sevinç Çakmak

Research&Development
Deniz Slepsov

Publisher Contact

Address: Molla Gürani Mah. Kaçamak Sk. No: 21/1
34093 İstanbul, Turkey

Phone: +90 (212) 621 99 25 Fax: +90 (212) 621 99 27

E-mail: info@galenos.com.tr/yayin@galenos.com.tr

Web: www.galenos.com.tr

Printing at: Özgün Ofset Ticaret Ltd. Şti.

Yeşilce Mah. Aytekin Sk. No: 21 34418 4. Levent, İstanbul, Turkey

Phone: +90 (212) 280 00 09

Printing Date: June 2018

ISSN: 1309-0399 E-ISSN: 1309-0380

International scientific journal published quarterly.

3 Ovül

Trivag Ovül

300 mg/200 mg/100 mg

Tinidazol
Tiokonazol
Lidokain

Candida albicans'ın oluşturduğu

► **Kandidal vulvovajinit,**

Gardnerella vaginalis ve anaerob bakterilerin oluşturduğu

► **Bakteriyel vajinozis,**

Trichomonas vaginalis'in oluşturduğu

► **Trikomonal vajinit,**

► **Mikst vajinal enfeksiyonların**

ampirik tedavisinde tek form ile etkilidir.*



Tedavide **r**ahatlık **i**çin*

* Trivag Kısa Ürün Bilgisi

ÜRÜN ADI: TRIVAG 300 mg/200 mg/100 mg ovül FORMÜLÜ: Her bir ovül 300 mg tinidazol, 200 mg tiokonazol, 100 mg lidokain içerir. TERAPÖTİK ENDİKASYONLAR: Candida albicans'ın oluşturduğu kandidal vulvovajinit; Gardnerella vaginalis ve anaerob bakterilerin oluşturduğu bakteriyel vajinozis ve Trichomonas vaginalis'in oluşturduğu trikomonal vajinit ile mikst vajinal enfeksiyonların tedavisinde kullanılır. KULLANIM ŞEKLİ VE DOZU: Gece yatmadan önce bir ovül, 3 gün süreyle uygulanır. TRIVAG sırtüstü yatar pozisyonda, paketin içindeki parmaklıkların yardımı ile vajen derinliğine uygulanmalıdır. İSTENMEYEN ETKİLER: Güçsüzlük, bitkinlik, halsizlik, baş ağrısı, baş dönmesi, ağızda metalik/acı tat, mide bulantısı, anoreksi, iştahsızlık, midede gaz toplanması, dispepsi, abdominal kramp, epigastrik rahatsızlık, kusma, konstipasyon, idrar renginde koyulaşma. GEBELİK VE LAKTASYON: Gebelik kategorisi C'dir. Tinidazol anne sütüne geçtiğinden emzirme döneminde tedavi sırasında bebek süten kesilmelidir, tedavi bittikten 72 saat sonra emzirmeye devam edilmelidir. DİĞER TIBBİ ÜRÜNLERLE ETKİLEŞİMLER VE DİĞER ETKİLEŞİM ŞEKİLLERİ: Birlikte kullanıldığında tinidazolün emilmesine bağlı olarak etkileşim görülebilir; asenokumarol, anisindion, dikumarol, fenindion, fenpropukonon, varfarin, kolestiramin, simetidin, siklosporin, disülfiram, fluorourasil, fosfenitoin, ketokonazol, lityum, fenobarbital, fenitoin, rifampin, takrolimus, CYP3A4 induktörleri/inhibitörleri. Tiokonazolün emilmesine bağlı olarak etkileşim görülebilir; oksikodon. Lidokainin emilmesine bağlı olarak etkileşim görülebilir; propranolol, simetidin, antiaritmik ürünler, fenitoin veya barbitüratlar. KONTRENDİKASYONLARI: Bileşimindeki etkin maddelere veya bunların türevlerine karşı aşırı duyarlılığı bulunanlarda, gebeliğin ilk üç ayında, emzirme döneminde, organik nörolojik bozukluğu bulunanlarda, kan diskrazisi tablosu veya geçmişi bulunan hastalarda. ÖZEL KULLANIM UYARILARI VE ÖNLEMLERİ: Vajinal yoldan kullanılmaktadır. Geçici lökopeni ve nötrojeni gelişebilir. Tedavi süresince ve tedavi bittikten 3 gün sonrasında kadar alkol alınmamalıdır. Cinsel olgunluğa erişmemiş kız çocuklarında ve bakirelerde kullanılmamalıdır. Kardiyovasküler hastalıkları olanlarda dikkatli kullanılmalıdır. Kontraseptif diyafram ve prezervatifle temas etmemelidir. Lidokain özellikle yüksek dozda ve geniş deri yüzeylerine, bilhassa da oklüzyon altında uygulandığında kalp ritmi bozuklukları, nefes alma zorluğu, koma ve hatta ölüme yol açabilmektedir. Spermidler, vajinal duşlar veya vajinal yoldan uygulanan diğer ürünlerle birlikte kullanılmamalıdır. Trikomonal vajinit vakalarında eş tedavisi de gereklidir. TİCARİ TAKDİM ŞEKLİ VE FİYATI: Trivag ovül (Ruhsat tarihi ve no: 29.09.2017-2017/742) 16,53 TL. (Fiyat Tarihi: Mayıs 2018) Ruhsat Sahibi: Bilim İlaç San. ve Tic. A.Ş. Son Güncelleme: Mayıs 2018. Reçeteli satılır. Daha geniş bilgi için *BİLİM İLAÇ SAN. ve TİC A.Ş. 34440 Beyoğlu-İSTANBUL* adresine başvurunuz. Ürünlerimiz ile ilgili advers olayları PHARMACOVIGILANCE@bilimilac.com adresine e-posta göndererek veya 0 212 365 1717 iletişim numarasını arayarak ürün güvenliği sorumlusuna bildirebilirsiniz.

BİL 5646 TRIV 07

bilim
İLAÇ

HaemoCer™ PLUS



Doğal
Güvenli
Etkili

HaemoCer™ PLUS Emilebilir
Polisakarid Hemostat (APH)
BioCer'in Polisakarid
Ultrahidrofil Tekrar Emilebilir
Mühendislik(PURE) prosesi
ile yaratılan tescilli bir
teknolojidir.


HaemoCer™ PLUS
hayvani veya beşeri bileşen
içermeyen, bitki esaslı yeniden
emilebilir bir hemostattır.


Hemostat kimyasal veya
farmasötik malzeme
katılımı olmaksızın normal
fizyolojik pıhtılaşma
kaskadının süratle hızlandırılması
ile meydana gelir. Bağımsız
çalışmalar bitki esaslı
hemostatik tozların
(polisakaridler) ameliyat
sonrası adhezyonları
azalttığını göstermiştir.


made in
GERMANY


Kullanım kolaylığı, DAPI uygulama tekniği

- Kurulayın**
Göllenen kanı aspirasyon
veya gazlı bez ile
uzaklaştırın


- Sürün**
HaemoCer™ PLUS'ı
yara yerine hemen ve
kapsamlı şekilde sürün


- Bastırın**
Kuru gazlı bez
kullanarak yara üzerine
hafifçe kompresyon
yapın – yaygın kanama
durumunda 2 dakikaya


- Lavaj**
Jel matrisin yara
yerinde kalmasını
sağlamak için gazlı bezi
usulca çıkarmadan
önce iyice lavaj yapın



BiSer Medikal®

BİOSER MEDİKAL DIŞ TİC.LTD.ŞTİ.

Yukarı Mahallesi İstasyon Caddesi | Tel +90 216 339 00 30 | www.biosermedikal.com
Yankı Sokak Deniz Apt. No: 11/2 | Fax +90 216 339 00 31 | info@biosermedikal.com
Kartal, İstanbul, TURKEY



Aims and Scope

Journal of the Turkish-German Gynecological Association is the official, open access publication of the Turkish-German Gynecological Education and Research Foundation and Turkish-German Gynecological Association and is published quarterly on March, June, September and December. It is an independent peer-reviewed international journal printed in English language. Manuscripts are reviewed in accordance with “double-blind peer review” process for both reviewers and authors.

The target audience of Journal of the Turkish-German Gynecological Association includes gynecologists and primary care physicians interested in gynecology practice. It publishes original works on all aspects of obstetrics and gynecology. The aim of Journal of the Turkish-German Gynecological Association is to publish high quality original research articles. In addition to research articles, reviews, editorials, letters to the editor, diagnostic puzzle are also published. Suggestions for new books are also welcomed. Journal of the Turkish-German Gynecological Association does not charge any fee for article submission or processing.

Journal of the Turkish-German Gynecological Association is indexed in PubMed Central, Thomson Reuters – Emerging Sources Citation Index, EMBASE, Scopus, CINAHL, Gale/Cengage Learning, EBSCO, DOAJ, HINARI, ProQuest, Index Copernicus, TÜBİTAK ULAKBİM TR Index and Turkiye Citation Index.

Open Access Policy

This journal provides immediate open access to its content on the principle that making research freely available to the public supporting a greater global exchange of knowledge.

Open Access Policy is based on rules of Budapest Open Access Initiative (BOAI) <http://www.budapestopenaccessinitiative.org/>. By “open access” to [peer-reviewed research literature], we mean its free availability on the public internet, permitting any users to read, download, copy, distribute, print, search, or link to the full texts of these articles, crawl them for indexing, pass them as data to software, or use them for any other lawful purpose, without financial, legal, or technical barriers other than those inseparable from gaining access to the internet itself. The only constraint on reproduction and distribution, and the only role for copyright in this domain, is right of authors to retain control over the integrity of their work and the right to be properly acknowledged and cited.

Subscription Information

Journal of the Turkish-German Gynecological Association is distributed free of charge to all physicians, specialists in gynecology field. For subscription please contact Turkish-German Gynecological Education and Research Foundation at www.jtgga.org. The access to tables of contents, abstracts and full texts of all articles published since 2000 are free to all readers via the journal's webpage. Visit the journal's home pages for details of the aims and scope and instruction to authors.

Permission

Permission, required for use any published under CC BY-NC-ND license with commercial purposes (selling, etc.) to protect copyright owner and author rights, may be obtained from the Editorial Office:

Editor: Cihat Ünlü, M.D.

Address: Abdi İpekçi Cad. 2/7 34367 Nişantaşı-İstanbul-Turkey

Phone: +90 212 241 45 45 Fax: +90 212 241 44 08

E-mail: tajev@tajev.org

Advertising

Enquiries concerning advertisements should be addressed to Editorial Office:

Editor: Cihat Ünlü, M.D.

Address: Abdi İpekçi Cad. 2/7 34367 Nişantaşı-İstanbul-Turkey

Phone: +90 212 241 45 45 Fax: +90 212 241 44 08

E-mail: tajev@tajev.org

Instructions for Authors

Instructions for authors page at the journal is available in the journal content and at www.jtgga.org.

Disclaimer

The statements and opinions contained in the articles of the Journal of the Turkish-German Gynecological Association are solely those of the individual authors and contributors not of the Turkish-German Gynecological Education and Research Foundation, Turkish-German Gynecological Association, Turkish Society of Reproductive Medicine, Editorial Board or Galenos.

The journal is printed on acid-free paper.

Instructions for Authors

The “Journal of the Turkish-German Gynecological Association” (ISSN 1309-0399; Abbreviated as “J Turk Ger Gynecol Assoc”) is the official, open access publication of the Turkish-German Gynecological Education and Research Foundation and the Turkish-German Gynecological Association. Formerly named “ARTEMIS”, the journal is published quarterly (March, June, September, December) in English and publishes original peer-reviewed articles, reviews, and commentaries in the fields of Gynecology, Gynecologic Oncology, Endocrinology & Reproductive Medicine and Obstetrics. Case reports are not accepted for publication. Reviews will be considered for publication only if they are prepared by authors who have at least three published manuscripts in international peer reviewed journals and these studies should be cited in the review. Otherwise only invited reviews will be considered for peer review from qualified experts in the area.

The “Journal of the Turkish-German Gynecological Association” is a peer reviewed journal and adheres to the highest ethical and editorial standards. The Editorial Board of the journal endorses the editorial policy statements approved by the WAME Board of Directors. The journal is in compliance with the Recommendations for the Conduct, Reporting, Editing and Publication of Scholarly Work in Medical Journals published by the International Committee of Medical Journal Editors (updated December 2016, www.icmje.org). The editors also adhere to the Committee on Publications Ethics (COPE) recommendations (<http://publicationethics.org>).

Submission of Manuscripts

All manuscripts must be submitted via the self explanatory online submission system which is available through the journal’s web page at www.jtggg.org. Manuscripts submitted via any other medium will not be evaluated. During the submission please make sure to provide all requested information to prevent any possible delays in the evaluation process.

The main document and the tables, should be prepared with “Microsoft Office Word software”. Times New Roman font (size 12) should be used throughout the main document with 1.5 line spacing. The side margins of the main document should be set at 25 mm from all sides.

The ORCID (Open Researcher and Contributor ID) number of the all authors should be provided while sending the manuscript. A free registration can be done at <http://orcid.org>.

The figures should be submitted separately through the submission system in .JPG or .TIFF format. Please do not embed the figures in the main document. Make sure that the minimum resolution of each submitted figure is 300 DPI.

A cover letter and a title page should be provided with all submissions. It should be stated in the cover letter that the manuscript was not previously published in any other publication, that it is not accepted for publication in another publication and that it is not under review for possible publication elsewhere.

Before completing your submission, please make sure to check the PDF proof of your manuscript which will be generated by the manuscript submission system and make sure that all items of the submission are displayed correctly.

Authors who have any queries regarding the submission process can contact the journal’s editorial office:

Editorial Office:

Abdi İpekçi Caddesi 2/7 Nişantaşı, İstanbul / Turkey

+90 212 217 17 00

scholarone@jtggg.org

Editorial Policies

All manuscripts will be evaluated by the editorial board for their scientific contribution, originality and content. Authors are responsible for the accuracy of the data presented in their manuscript. The journal retains the right to make appropriate changes on the grammar and language of the manuscript when needed. When suitable the manuscript will be sent to the corresponding author for revision. The manuscript, if accepted for publication, will become the property of the journal and copyright will be taken out in the name of the journal. All manuscripts submitted to the journal for publication are checked by Crossref Similarity Check powered by iThenticate software for plagiarism. If plagiarism is detected, relevant institutions may be notified. In this case, the authors might be asked to disclose their raw data to relevant institutions.

Peer-Review Process

Each manuscript submitted to Journal of the Turkish-German Gynecological Association is subject to an initial review by the editorial office in order to determine if it is aligned with the journal’s aims and scope, and complies with essential requirements. Manuscripts sent for peer review will be assigned to one of the journal’s associate editors that has expertise relevant to the manuscript’s content. All accepted manuscripts are sent to a statistical and English language editor before publishing. Once papers have been reviewed, the reviewers’ comments are sent to the Editor, who will then make a preliminary decision on the paper. At this stage, based on the feedback from reviewers, manuscripts can be accepted, rejected, or revisions can be recommended. Following initial peer-review, articles judged worthy of further consideration often require revision. Revised manuscripts generally must be received within 3 months of the date of the initial decision. Extensions must be requested from the Associate Editor at least 2 weeks before the 3-month revision deadline expires; Journal of the Turkish-German Gynecological Association will reject manuscripts that are not received within the 3-month revision deadline. Manuscripts with extensive revision recommendations will be sent for further review (usually by the same reviewers) upon their re-submission. When a manuscript is finally accepted for publication, the Technical Editor undertakes a final edit and a marked-up copy will be e-mailed to the corresponding author for review and to make any final adjustments.

Instructions for Authors

Full text of all articles can be downloaded at the web site of the journal www.jtgga.org.

Preparation of Manuscripts

The “Journal of the Turkish-German Gynecological Association” follows the “Recommendations for the Conduct, Reporting, Editing, and Publication of Scholarly Work in Medical Journals” (International Committee of Medical Journal Editors - <http://www.icmje.org/>). Upon submission of the manuscript, authors are to indicate the type of trial/research and provide the checklist of the following guidelines when appropriate:

CONSORT statement for randomized controlled trials (Moher D, Schulz KF, Altman D, for the CONSORT Group. The CONSORT statement revised recommendations for improving the quality of reports of parallel group randomized trials. *JAMA* 2001; 285: 1987-91) (<http://www.consort-statement.org/>),

PRISMA for preferred reporting items for systematic reviews and meta-analyses (Moher D, Liberati A, Tetzlaff J, Altman DG, The PRISMA Group. Preferred Reporting Items for Systematic Reviews and Meta-Analyses: The PRISMA Statement. *PLoS Med* 2009; 6(7): e1000097.) (<http://www.prisma-statement.org/>),

STARD checklist for the reporting of studies of diagnostic accuracy (Bossuyt PM, Reitsma JB, Bruns DE, Gatsonis CA, Glasziou PP, Irwig LM, et al, for the STARD Group. Towards complete and accurate reporting of studies of diagnostic accuracy: the STARD initiative. *Ann Intern Med* 2003;138:40-4.) (<http://www.stard-statement.org/>),

STROBE statement-checklist of items that should be included in reports of observational studies (<http://www.strobe-statement.org/>),

MOOSE guidelines for meta-analysis and systemic reviews of observational studies (Stroup DF, Berlin JA, Morton SC, et al. Meta-analysis of observational studies in epidemiology: a proposal for reporting Meta-analysis of observational Studies in Epidemiology (MOOSE) group. *JAMA* 2000; 283: 2008-12).

Human and Animal Studies

Manuscripts submitted for publication must contain a statement to the effect that all human studies have been reviewed by the appropriate ethics committee and have therefore been performed in accordance with the ethical standards described in an appropriate version of the 1964 Declaration of Helsinki, as revised in 2013. It should also be stated clearly in the text that all persons gave their informed consent prior to their inclusion in the study. Details that might disclose the identity of the subjects under study should be omitted. Experimental animal studies should be presented with the disclosure of the appropriateness to the institutional/national/international ethical guides on care and use of laboratory animals.

Reports of animal experiments must state that the “Principles of laboratory animal care” (NIH publication No. 86-23, revised 1985) were

followed, as well as specific national laws where applicable.

The editors reserve the right to reject manuscripts that do not comply with the above-mentioned requirements. The author will be held responsible for false statements or for failure to fulfil the above mentioned requirements.

In a cover letter the authors should state if any of the material in the manuscript is submitted or planned for publication elsewhere in any form including electronic media. The cover letter must contain address, telephone, fax and the e-mail address of the corresponding author.

Conflict of Interest

Authors must state whether or not there is the absence or presence of a conflict of interest. They must indicate whether or not they have a financial relationship with the organization that sponsored the research. They should also state that they have had full control of all primary data and that they agree to allow the Journal to review their data if requested. Therefore manuscripts should be accompanied by the “Conflict of Interest Disclosure Form.” The form can be obtained from the journal webpage (www.jtgga.org).

Copyright

The author(s) transfer(s) the copyright to his/their article to the Journal of the Turkish-German Gynecological Association effective if and when the article is accepted for publication. The copyright covers the exclusive and unlimited rights to reproduce and distribute the article in any form of reproduction (printing, electronic media or any other form); it also covers translation rights for all languages and countries. For U.S. authors the copyright is transferred to the extent transferable.

Submissions must be accompanied by the “Copyright Transfer Statement”. The form is available for download on the journal’s manuscript submission and evaluation site. The copyright transfer form should be signed by all contributing authors and a scanned version of the wet signed document should be submitted.

COPYRIGHT TRANSFER FORM

Manuscript Specifications

Submissions should have the following parts.

Title Page

A separate title page should be submitted with all submissions and should include the title of the article, name(s), affiliations and major degree(s) of the author(s) and source(s) of the work or study, a short title (running head) of no more than 50 characters. The name, address, telephone (including the mobile phone number) and fax numbers and e-mail address of the corresponding author should be listed on the title page.

Abstract

All manuscripts should be accompanied by an abstract. A structured abstract is required with original articles and it should include the

Instructions for Authors

following subheadings: Objective, Material and Methods, Results and Conclusion. A structured abstract is not required with review articles. The abstract should be limited to 250 words for original articles and review articles.

Keywords

Below the abstract provide 3 to 5 Keywords. Abbreviations should not be used as Keywords. Keywords should be picked from the Medical Subject Headings (MeSH) list (www.nlm.nih.gov/mesh/MBrowser.html).

Original manuscripts should have the following sections.

Introduction

State concisely the purpose and rationale for the study and cite only the most pertinent references as background.

Material and Methods

Describe the plan, the patients, experimental animals, material and controls, the methods and procedures utilized, and the statistical method(s) employed. In addition to the normal peer review procedure, all randomized controlled trials (RCTs) submitted to the journal are sent to members of a team of professional medical statisticians for reviewing.

Address "Institutional Review Board" issues as stated above. State the generic names of the drugs with the name and country of the manufactures. Provide information on informed consent and ethics committee approval.

Results

Present the detailed findings supported with statistical methods. Figures and tables should supplement, not duplicate the text; presentation of data in either one or the other will suffice. Emphasize only your important observations; do not compare your observations with those of others. Such comparisons and comments are reserved for the discussion section.

Discussion

State the importance and significance of your findings but do not repeat the details given in the Results section. Limit your opinions to those strictly indicated by the facts in your report. Compare your finding with those of others. Provide information on the limitations and strenghts of the study. No new data are to be presented in this section.

Reviews must contain the section with critical evaluation and inefficiency of evidences and explanations to guide further studies in the end.

References

Number references in Arabic numerals consecutively in the order in which they are mentioned in the text starting with number "1". Use the form of the "Uniform Requirements for Manuscript Submitted to Biomedical Journals" (<http://www.amaassn.org/public/peer/wame/uniform.htm>). If number of authors exceeds seven, list first 6 authors followed by et al.

Journal titles should conform to the abbreviations used in "Cumulated Index Medicus".

Examples:

Journals;

Harrington K, Cooper D, Lees C, Hecher K, Campbell S. Doppler ultrasound of the uterine arteries: the importance of bilateral notching in the prediction of preeclampsia, placental abruption or delivery of a small-for-gestational-age baby. *Ultrasound Obstet Gynecol* 1996; 7: 182-8.

Book chapter;

Ertan AK, Tanriverdi HA, Schmidt W. Doppler Sonography in Obstetrics. In: Kurjak A, Chervenak FA, editors. *Ian Donald School Textbook of Ultrasound in Obstetrics and Gynecology*. New Delhi, India: Jaypee Brothers; 2003. p. 395-421.

Book;

Kohler G; Egelkraut H. In Kohler G and Egelkraut H (edts). *Munchener Funktionelle Entwicklungsdiagnostik im zweitem und drittem Lebensjahr. Handanweisung*. Munchen: Uni Munchen, Institut fur Soziale Paediatric und Jugendmedizin; 1984.

Review Article: Review articles are comprehensive analyses of specific topics in medicine. All review articles will undergo peer review prior to acceptance. Review articles must not exceed 5000 words for the main text (excluding references, tables, and figure legends) and 400 words for the abstract. A review article can be signed by no more than 5 authors and can have no more than 80 references. Also there should be references to authors' own two works.

Editorial: Editorials are a brief remark on an article published in the journal by the reviewer of the article or by a relevant authority. Most comments are invited by the Editor-in-Chief but spontaneous comments are welcome. It must not exceed 700 words (excluding references). An abstract is not required with this type of manuscripts. It can have no more than 15 references and 1 figure or table.

Letter to the Editor: Letters in reference to a journal article must not exceed 500 words (excluding references). Letters not related to a journal article must also not exceed 500 words (excluding references). An abstract is not required with this type of manuscripts. A letter can be signed by no more than 4 authors and can have no more than 5 references and 1 figure or table.

Tables and Figures

Tables should be included in the main document after the reference list. Color figures or gray-scale images must be at minimum 300 DPI resolution. Figures should be submitted in ".tiff", ".jpg" or ".pdf" format and should not be embedded in the main document. Tables and figures consecutively in the order they are referred to within the main text. Each table must have a title indicating the purpose or content of the table. Do not use internal horizontal and vertical rules. Place explanatory matter in footnotes, not in the heading. Explain

Instructions for Authors

all abbreviations used in each table in footnotes. Each figure must have an accompanying descriptive legend defining abbreviations or symbols found in the figure. If photographs of people are used, the subjects must be unidentifiable and the subjects must have provided written permission to use the photograph. There is no charge for color illustrations.

Units of Measurement and Abbreviations

Units of measurement should be in Système International (SI) units. Abbreviations should be avoided in the title. Use only standard abbreviations. If abbreviations are used in the text, they should be defined in the text when first used.

Revisions

Revisions will be sent to the corresponding author. Revisions must be returned as quickly as possible in order not to delay publication. Deadline for the return of revisions is 30 days. The editorial board retains the right to decline manuscripts from review if authors' response delays beyond 30 days. All reviewers' comments should be addressed and a revision note containing the author's responses to the reviewers' comments should be submitted with the revised manuscript. An annotated copy of the main document should be submitted with revisions. The Editors have the right to withdraw or retract the paper from the scientific literature in case of proven allegations of misconduct. The second plagiarism check will be made after revision.

Accepted Articles

Epub Ahead of Print

The abstract of the accepted manuscripts will be shown in PubMed as "Epub ahead of print".

An "Epub ahead of print" signifies that the electronic version of an article has been published online (at PubMed and the journal's website www.jtgga.org), but that the print version of the article has not yet been published.

If an article was published online ahead of print, the date it was published online, along with the digital object identifier (DOI) to ensure that all article versions can be identified, should follow the acceptance date footnote (or, if the journal does not publish the acceptance date, it should be placed first).

Journal and Society Web sites:

**www.dtgg.de
(Deutsch-Türkische Gynäkologengesellschaft)**

**www.tajev.org
(Turkish-German Gynecological Education and Research Foundation)**

**www.jtgga.org
(Journal of the Turkish-German Gynecological Association)**

- Citation of published manuscripts in J Turk Ger Gynecol Assoc should be as follows: Tews G, Ebner T, Sommergruber M, Marianne M, Omar S. Ectopic Pregnancy in the Assisted Reproduction. J Turk Ger Gynecol Assoc 2004; 5: 59-62.

- The Journal name should be abbreviated as "J Turk Ger Gynecol Assoc"

© All rights of the articles published in J Turk Ger Gynecol Assoc (Formerly "Artemis") are reserved by the Turkish-German Gynecological Association.

SEN D

İYİ

*D vitamini ihtiyacınız için
her gün bir fışs*

Wellcare Vitamin D3 Sprey yeter.

YAŞA!



Contents

ORIGINAL INVESTIGATIONS

- 57 Do pregnancy rates differ with intra-uterine insemination when different combinations of semen analysis parameters are abnormal?
Anita Kuriya, Chioma Agbo, Michael H. Dahan; Montreal, Canada, California, USA
- 65 Analyzing the etiology behind mortality associated with antepartum, intrapartum, and post-partum cases in a tertiary care teaching hospital of West Bengal
Md Illias Kanchan Sk, Aparajita Chattopadhyay, Ankit Anand, Tapan Kumar Naskar, Somajita Chakraborty; Mumbai, Bangalore, Kolkata, India
- 72 Outcomes of robotic, laparoscopic, and open hysterectomy for benign conditions in obese patients
Mostafa A. Borahay, Ömer Lütfi Tapırsız, İbrahim Alanbay, Gökhan Sami Kılıç; Maryland, Texas, USA, Ankara, Turkey
- 78 Independent predictors of survival in endometrium cancer: platelet-to-lymphocyte ratio and platelet/neutrophil/monocyte-to-lymphocyte ratio
Günsu Kimyon Cömert, Osman Türkmen, İrem Kar, Selcan Sınacı, Seval Yılmaz Ergani, Alper Karalök, Derman Başaran, Taner Turan; Ankara, Turkey
- 87 Does progesterone have protective effects on ovarian ischemia-reperfusion injury?
Banu Güleç Başer, Mine İslimye Taşkın, Ertan Adalı, Emine Öztürk, Adnan Adil Hısmoğulları, Arzu Yay; Balıkesir, Kayseri, Turkey
- 94 Pregnancy in papillary thyroid cancer survivors
Kemal Bektaş, Fatih Aktoz, Gökçen Örgül, Hasan Tolga Çelik, A. Seval Özgü-Erdinç, M. Sinan Bektaş; Ankara, Turkey
- 98 Dual trigger with gonadotropin-releasing hormone and human chorionic gonadotropin for poor responders
Ahmet Eser, Belgin Devranoğlu, Evrim Bostancı Ergen, Çiğdem Yayla Abide; İstanbul, Turkey

REVIEW

- 104 Current management of gynecologic cancer in pregnancy
Christos Iavazzo, Evelyn Eleni Minis, Ioannis D. Gkegkes; Piraeus, Athens, Greece

QUIZ

- 111 Congenital cardiac hyperechogenic mass, a rare and difficult diagnosis: A brief literature review of intrauterine primary fetal cardiac tumors
Gülşah Aynaoglu Yıldız, Metin İngeç, Ömer Erkan Yapça; Erzurum, Turkey

LETTERS to the EDITOR

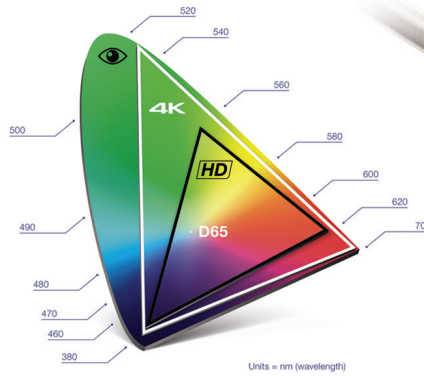
- 113 Letter from a young female physician, *Candidate*
Esra Bilir; İstanbul, Turkey
- 114 Highlights and future directions from the European Gynecological Oncology Congress 2017
İlker Selçuk; Ankara, Turkey



Büyük Ekran Cerrahiye Hazır mısınız? YAKLAŞIN

Full HD Sistemlerden 4 KAT Yüksek Çözünürlük

VISERA
4K UHD



 = Human eye

4K = 4K (4096/3840 × 2160 px)

HD = Full HD (1920 × 1080 px)

